

TNP5

series



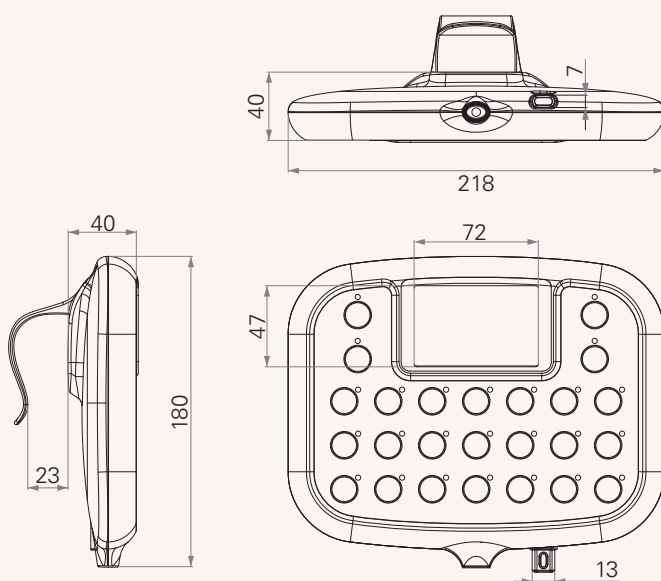
Product Segments

• Care Motion

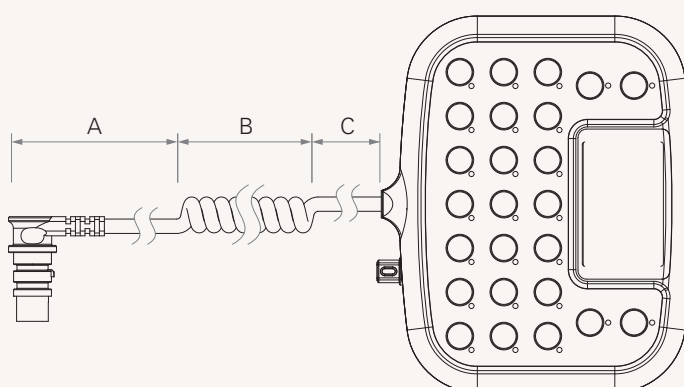
| | |
|---|---------------|
| Maximum available buttons | 25 |
| Color | black or grey |
| Protection class | IP54 or IP66 |
| Option | safety key |
| Control up to 7 channels in connection with TC8 | |
| Can hook on the rail | |
| Can be used as lock-out box | |
| With 3.5 inches LCD display, showing all the data and bed condition | |

Drawing

Standard Dimension



Dimension with Cable length



Cable Length (mm)

| CODE | A | B | C |
|------|-------------------|-----|-----|
| 1 | 1000 | 300 | 200 |
| 2 | 1200 | 300 | 300 |
| 3 | 1400 | 300 | 400 |
| 4 | 2400 | 0 | 0 |
| 5 | 0 | 600 | 0 |
| 6 | 1000 | 200 | 200 |
| A | Customized length | | |

Terms of Use

The user is responsible for determining the suitability of TiMOTION products for a specific application.







Due to continuous development in order to improve our products, TiMOTION products are subject to frequent modifications and changes without prior notice.

TiMOTION reserves the right to discontinue the sale of any products displayed on its website or listed in its catalogue or other written materials drawn up by TiMOTION.

TNP5 Ordering Key

TNP5

Version: 20130510-B

| | | | | |
|--|-----------------------|--|--|-------------------------|
|  | Plug | 1 = DIN 8pin, 90° 2 = RJ 10pin, 90° | 4 = DIN 8pin, 180° 5 = RJ 10pin, 180° | A = Customized |
|  | Color | 1 = Black | | 2 = Grey (Pantone 428C) |
|  | IP Protection | 1 = Without | 2= IP54 | 3 = IP66 |
|  | Safety Key | 0 = Without | | 1 = With |
|  | Key Definition | A = Customized | | |
|  | Cable Length | 1~6 = See appendix | | A = Customized |